



# **eBusiness 12.1 Upgrade: Three Easy Steps: Install 12.1, Startup 11i Database, Apply 12.1 Upgrade Patch**

*ESOAUG & VOUG 2010  
September 22, 2010*

*Bill Dunham, Principal  
william.dunham@oatcinc.com*

*Michael Barone, Master DBA  
michael.barone@oatcinc.com*



# Agenda

- Brief Introduction
- eBusiness 12.1 Overview
- Our eBusiness 12.1 Upgrade Approach
- Our CRP Upgrade Approach
- That's a Wrap ...

# Brief Introduction

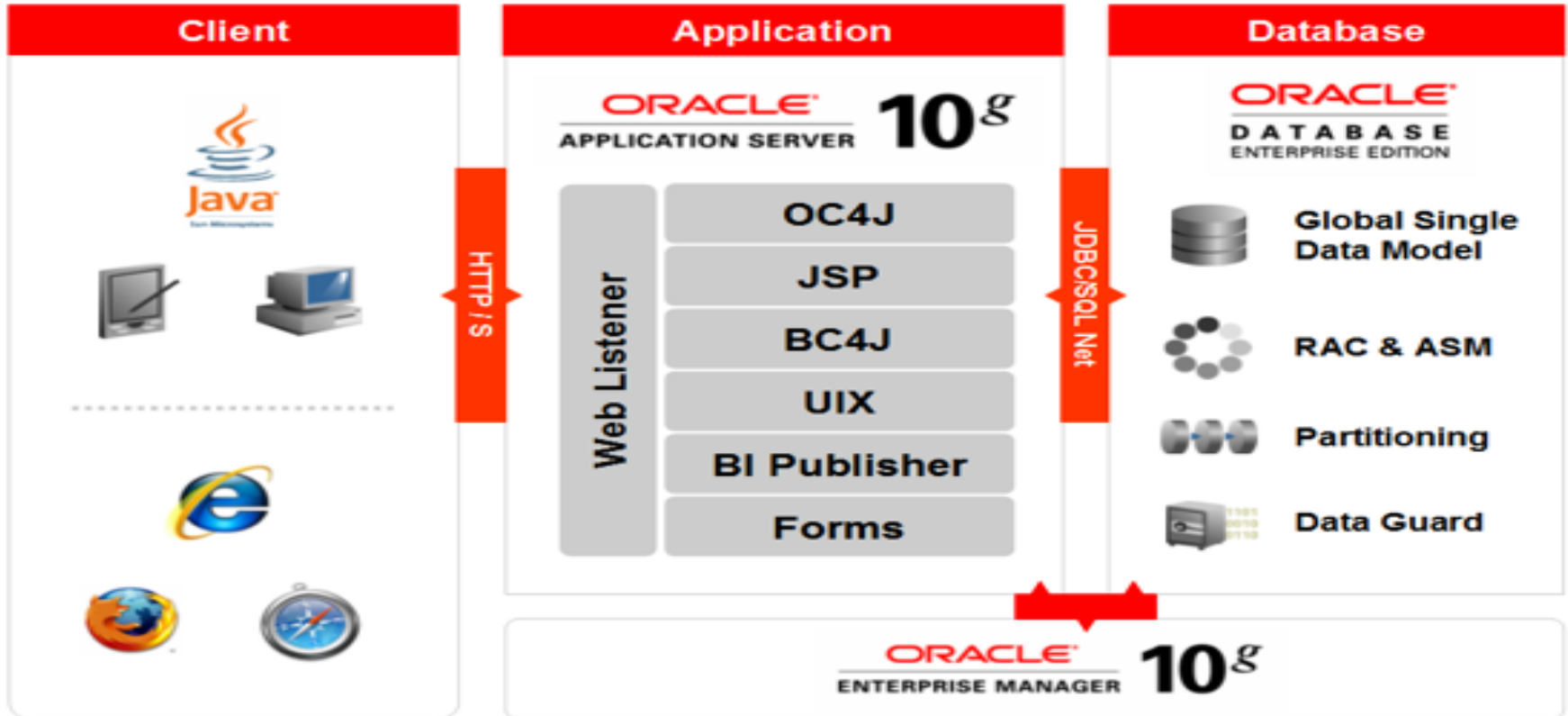
**ORACLE**  
E-BUSINESS SUITE

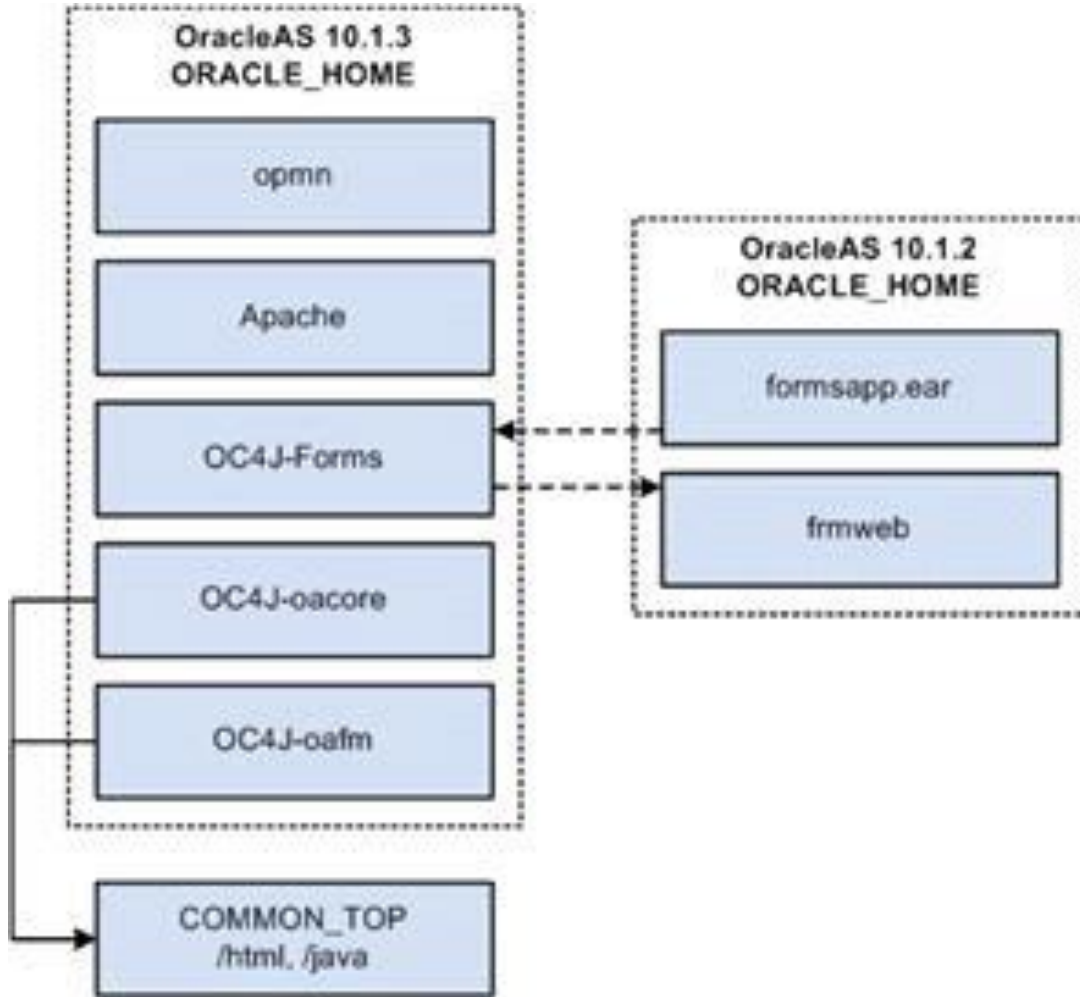


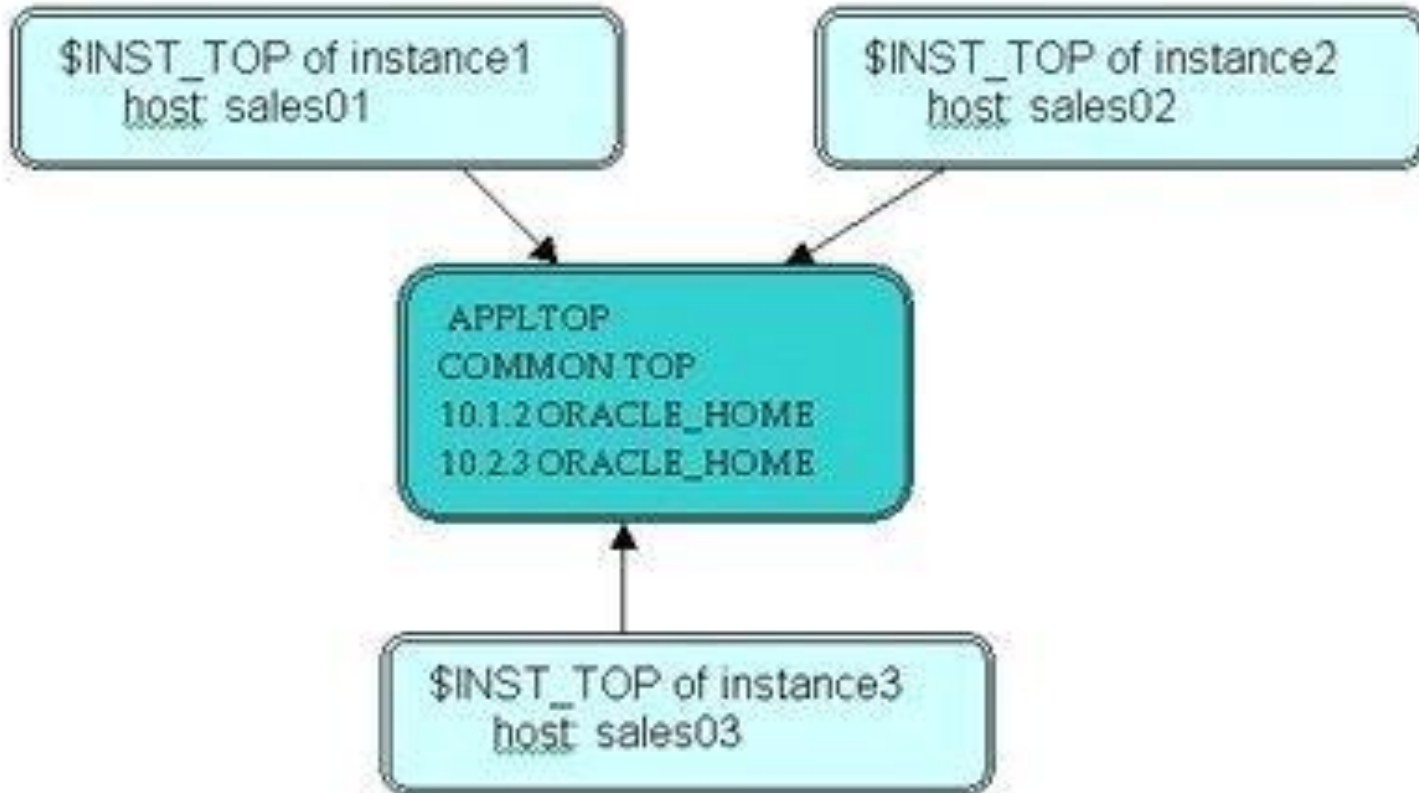
## “OATC”- Oracle Applications and Technology Consulting

- [www.oatcinc.com](http://www.oatcinc.com) - visit us!
- Founded in August 2002 by Bill Dunham, renowned Oracle Applications and Technology consultant
- Focus on Oracle application and technology projects & support; *implementations, upgrades, and custom projects*
- Enterprise applications and technology advisory services
- Superior Project Managers , Functional & Technical consultants, DBAs
- Our resources have:
  - Many years with Oracle Applications (*starting with MPL 7*)
  - Many years experience with Oracle technology, since 4.x
  - Involved with many successful 11i & R12 projects of varying sizes from small to large teams, single to multiple locations
  - We are co-authors of two Oracle Application 11i books
  - Author of many Oracle application and technology whitepapers
  - Presenters at many Oracle Applications User Groups and Oracle OpenWorld conferences

# eBusiness 12.1 Overview







## **eBusiness 12.1 Upgrade: Three Easy Steps: Install 12.1, Startup 11i Database, Apply 12.1 Upgrade Patch**

- **eBusiness 12.1 Installation/Storage Requirement**

- RapidWiz Stage Area: 47Gb
- DBTier 90Gb
- ConcMgrTier 40Gb
- WebTier 40Gb
- Vision-Demo 210Gb

## **eBusiness 12.1 Upgrade: Three Easy Steps: Install 12.1, Startup 11i Database, Apply 12.1 Upgrade Patch**


- **eBusiness 12.1 Technical Versions**


- Oracle Database Executables **11.1.0.7**
- Oracle Home (Forms & Reports) **10.1.2**
- Oracle Home (Apache, HTTP, JDK) **10.1.3.4**
- Oracle Applications Server **10.1.2.3**
- Oracle Discoverer **10.1.2.0.2**
- Oracle Portal **10.1.4**
- Oracle OID **10.1.2.0.2**
- Oracle SSO **10.1.2.0.2**
- RapidWiz (rapidwiz/RapidWizVersion) **12.1.1.10**

## **eBusiness 12.1 Upgrade: Three Easy Steps: Install 12.1, Startup 11i Database, Apply 12.1 Upgrade Patch**

- **eBusiness 12 (12.0 and 12.1) Functional New Features**

- 12.0\_eBusiness\_Release.doc (Support Note 404152.1)
  - eBusiness 12.0 New Features
- 12.1\_eBusiness\_ReleaseFeatures.doc (Support Note 804373.1)
  - eBusiness 12.1.2 New Features
- 12.1\_eBusiness\_ReleaseContent.doc (Support Note 561580.1)
  - eBusiness 12.1.1 vs. eBusiness 12.1.2 Features

<b>eBusiness 12.1.2 Support Note: 880170.1 (Patch 7303033)</b>	<b>Product Family</b>	<b>Product Family Readme Documents</b>
<b>Patch (CPU-October-2009 Is Included in eBusiness 12.1.2)</b> Oracle Applications Technology Release Update Pack 2 for 12.1 (R12.ATG_PF.B.DELTA.2) <a href="#">Patch 7651091</a>	Applications Technology (ATG_PF)	<a href="#">Note 845809.1</a>
Oracle CRM Release Update Pack 2 for 12.1 (R12.CC_PF.B.DELTA.2) <a href="#">Patch 8522000</a>	Customer Relationship Management (CC_PF)	<a href="#">Note 949416.1</a>
Oracle Financials Release Update Pack 2 for 12.1 (R12.FIN_PF.B.DELTA.2) <a href="#">Patch 8402900</a>	Financials (FIN_PF)	<a href="#">Note 949442.1</a>
Oracle HRMS Release Update Pack 2 for 12.1 (R12.HR_PF.B.DELTA.2) <a href="#">Patch 8337373</a>	Human Resources (HR_PF)	<a href="#">Note 949437.1</a>
Oracle E-Business Suite Diagnostics Release Update Pack 2 for 12.1 (R12.IZU_PF.B.DELTA.2) <a href="#">Patch 7717707</a>	E-Business Suite Diagnostics (IZU)	<a href="#">Note 949448.1</a>
Oracle PRC Release Update Pack 2 for 12.1 (R12.PRC_PF.B.DELTA.2) <a href="#">Patch 8522002</a>	Procurement (PRC_PF)	<a href="#">Note 949451.1</a>
Oracle Projects Release Update Pack 2 for 12.1 (R12.PJ_PF.B.DELTA.2) <a href="#">Patch 8504800</a>	Projects (PJ_PF)	<a href="#">Note 949441.1</a>
Oracle Supply Chain Management Release Update Pack 2 for 12.1 (R12.SCM_PF.B.DELTA.2) <a href="#">Patch 8506830</a>	Supply Chain Management (SCM_PF)	<a href="#">Note 949465.1</a>
Oracle Value Chain Planning Release Update Pack 2 for 12.1 (R12.SCP_PF.B.DELTA.2) <a href="#">Patch 8507592</a>	Oracle Value Chain Planning (SCP_PF)	<a href="#">Note 949467.1</a> 

<b>eBusiness 12.1.3 Note: 1080973.1 (Patch 9239090)</b>	<b>Product Family</b>	<b>Product Family Readme Documents</b>
<b>Patch (CPU-July-2010 Is Included in eBusiness 12.1.3)</b> Oracle Applications Technology Release 12.1.3 (R12.ATG_PF.B.DELTA.3) <a href="#">Patch 8919491</a>	Applications Technology (ATG_PF)	<a href="#">Document 1066312.1</a>
Oracle Customer Relationship Management Release 12.1.3 (R12.CC_PF.B.DELTA.3) <a href="#">Patch 9249345</a>	Customer Relationship Management (CC_PF)	<a href="#">Document 1081433.1</a>
Oracle Financials Release 12.1.3 (R12.FIN_PF.B.DELTA.3) <a href="#">Patch 9147733</a>	Financials (FIN_PF)	<a href="#">Document 1081425.1</a>
Oracle Human Resource Management System Release 12.1.3 (R12.HR_PF.B.DELTA.3) <a href="#">Patch 9114911</a>	Human Resources (HR_PF)	<a href="#">Document 1081427.1</a>
Oracle E-Business Suite Diagnostics Release 12.1.3 (R12.IZU.B.DELTA.3) <a href="#">Patch 9239092</a>	E-Business Suite Diagnostics (IZU)	<a href="#">Document 1081428.1</a>
Oracle Procurement Release 12.1.3 (R12.PRC_PF.B.DELTA.3) <a href="#">Patch 9249354</a>	Procurement (PRC_PF)	<a href="#">Document 1081431.1</a>
Oracle Projects Release 12.1.3 (R12.PJ_PF.B.DELTA.3) <a href="#">Patch 9147711</a>	Projects (PJ_PF)	<a href="#">Document 1081434.1</a>
Oracle Supply Chain Management Release 12.1.3 (R12.SCM_PF.B.DELTA.3) <a href="#">Patch 9245674</a>	Supply Chain Management (SCM_PF)	<a href="#">Document 1081459.1</a>
Oracle Value Chain Planning Release 12.1.3 (R12.SCP_PF.B.DELTA.3) <a href="#">Patch 9245525</a>	Oracle Value Chain Planning (SCP_PF)	<a href="#">Document 1081461.1</a> 

## Oracle eBusiness Suite Database Certification – Premier Support End-Dates



# Our eBusiness 12.1 Upgrade Approach

## **eBusiness 12.1 Upgrade: Three Easy Steps: Install 12.1, Startup 11i Database, Apply 12.1 Upgrade Patch**

- **Culinary Institute of America**
  - **Existing Environment:**
    - Sun Solaris
    - eBusiness 11.5.8
    - Database 8.1.7.4
    - Oracle Support Status: De-supported
- **Liggett Group**
  - **Existing Environment:**
    - Linux (Red Hat 5.3)
    - eBusiness 11.5.10.2
    - Database 10.2.0.4
    - Oracle Support Status: Supported

## **eBusiness 12.1 Upgrade: Three Easy Steps: Install 12.1, Startup 11i Database, Apply 12.1 Upgrade Patch**

- **eBusiness 12.1 Upgrade Approach**
  1. Install the R12.1 Technology-Stack (RapidWizard)
  2. Install the R12.1 Applications-Stack (RapidWizard)
  3. Install the 10.2.0.4/11.1.0.7 Oracle Home
  4. Upgrade the eBusiness 11i Database:  
Oracle 10.2.0.4 -or-  
Oracle 11.1.0.7  
Oracle 11.2
  5. Complete the eBusiness 12.1 Upgrade

## **eBusiness 12.1 Upgrade: Three Easy Steps: Install 12.1, Startup 11i Database, Apply 12.1 Upgrade Patch**

- **eBusiness 12.1 Upgrade Pre-Requisites**

1. Requirement: AD MiniPack I.6
2. Requirement: ATG PF H RollUp 6



## **eBusiness 12.1 Upgrade: Three Easy Steps: Install 12.1, Startup 11i Database, Apply 12.1 Upgrade Patch**

- **eBusiness 12.0 Patches vs. eBusiness 12.1 Patches**
  - ADPatch 7461070  
R12 AD.A.Delta 2
  - ADPatch 7461070  
R12 AD.B.Delta 2

## **eBusiness 12.1 Upgrade: Three Easy Steps: Install 12.1, Startup 11i Database, Apply 12.1 Upgrade Patch**

- **eBusiness 12.1 Upgrade Post Steps**

- Support Note: 949406.1 eBusiness Suite Release 12.1.2
- Support Note: 977706.1
- Support Note: 651570.1 Oracle 11g R1 Database Initialization Parameters
- Support Note: 454811.1 Oracle AS 10.1.3.5 Update Notes Pre-Requisite
- Support Note: 728531.1 Oracle AS 10.1.3.4 Update Notes Pre-Requisite
  
- ADPatch 8502056 R12 AD.B.Delta 2 (No MergePatch)
- Support Note: 879322.1 Oracle eBusiness Software Updates, Release 12.1.2
  
- ADPatch 7303033 (3.2 Gb) eBusiness 12.1.2 Upgrade (15608 Tasks) (10-Hours)
- Support Note: 949406.1 eBusiness Suite Release 12.1.2
  
- ADPatch 9239090 (3.5 Gb) eBusiness 12.1.3 Upgrade
- Support Note: 1080973.1 eBusiness Suite Release 12.1.3

## **eBusiness 12.1 Upgrade: Three Easy Steps: Install 12.1, Startup 11i Database, Apply 12.1 Upgrade Patch**

- **eBusiness 12.1 Upgrade Finishing Steps**
  - Launch/Test eBusiness 12.1 DBTier, ConcTier, WebTier
  - License New Products: FRM, XDO
  - National Language Set Patches
  - Product Specific Patches
  - Functional Recommended Patches
  
  - Full System Backup – Before Proceeding

# Helpful Info & Our Upgrade Approach

## **eBusiness 12.1 Upgrade: Three Easy Steps: Install 12.1, Startup 11i Database, Apply 12.1 Upgrade Patch**

<b>Applications Release Level</b>	<b>Upgrade path</b>	<b>Documentation References</b>
11.0	Release 11.5.10 CU2 > Release 12.1	Maintenance Pack Installation Notes, Release 11.5.10 CU2 (Doc ID: 289788.1) > Oracle Applications Upgrade Guide: Release 11i to Release 12 (Doc Library CD)
11.5.1 - 11.5.7	Release 11.5.10 CU2 > Release 12.1	Maintenance Pack Installation Notes, Release 11.5.10 CU2 (Doc ID: 289788.1) > Oracle Applications Upgrade Guide: Release 11i to Release 12 (Doc Library CD)
11.5.8 and 11.5.9 or 11.5.10 (base CU1, CU2)	Release 12.1	Oracle Applications Upgrade Guide: Release 11i to Release 12 (Doc Library CD)

## **eBusiness 12.1 Upgrade: Three Easy Steps: Install 12.1, Startup 11i Database, Apply 12.1 Upgrade Patch**

- eBusiness Suite Upgrade to Release 12.1  
Oracle 10.2.0.4 -or- 11.1.0.7
  - **Release 11.5.9 CU2 and 11.5.10 CU2**
    - Upgrade the database either (Chapter 2)  
before the upgrade downtime window
    - or -
    - Upgrade the database either (Chapter 3)  
during the upgrade downtime window
  - **Release 11.5.9, 11.5.9 CU1, 11.5.10 base, and 11.5.10 CU1**
    - Upgrade the database (Chapter 3)  
during the upgrade downtime window.
  - **Oracle Applications 11.5.8 systems**
    - Upgrade the database (Chapter 3)  
during the upgrade downtime window.

## **eBusiness 12.1 Upgrade: Three Easy Steps: Install 12.1, Startup 11i Database, Apply 12.1 Upgrade Patch**

- **Oracle Application Tablespace Management (OATM)**
  - OATM: database object type rather than product affiliation
  - OATM: 12 locally managed tablespaces for all products
  - OATM: database object are mapped to a tablespace based on its input/output characteristics, including object size, life span, access methods, and locking granularity.
  - Oracle supplies scripts during the Upgrade-Process to create these New Tablespace. The Upgrade-Process creates these new Object in the New Tablespaces.

## **eBusiness 12.1 Upgrade: Three Easy Steps: Install 12.1, Startup 11i Database, Apply 12.1 Upgrade Patch**

- **The Upgrade Management Script (TUMS)**
  - TUMS: examines the current configuration and creates a report that lists upgrade tasks that do not apply to your system.
  - TUMS: Report contains information that is unique to your system configuration, so its output is relevant to your individual upgrade
  - TUMS: Omitting the steps listed in the TUMS report can significantly reduce upgrade downtime.

## **eBusiness 12.1 Upgrade: Three Easy Steps: Install 12.1, Startup 11i Database, Apply 12.1 Upgrade Patch**

- **Maintenance Wizard**

- Maintenance Wizard: The Oracle Support tool that helps guide us through the upgrade and code line maintenance process.
- Maintenance Wizard: Draws on instructions from numerous manuals and other documentation to provide a complete picture of the activities required for an upgrade.
- Maintenance Wizard: helps reduce upgrade tasks by dynamically filtering the necessary steps based on criteria it obtains from your Applications environment.

## **eBusiness 12.1 Upgrade: Three Easy Steps: Install 12.1, Startup 11i Database, Apply 12.1 Upgrade Patch**

- **Obsolete Database Columns:**

- During the upgrade process, the Oracle RDBMS DROP COLUMN command marks Oracle Applications Columns as unused in the Data Dictionary, making it possible for the DBA to drop the Columns and reclaim the associated space.
- It is a good idea to plan this reclamation ahead of time because the process locks the associated tables.
- Once the space is reclaimed, the upgraded data model looks more like a fresh install (except for customizations).
- Note that DROP COLUMN has no effect on custom columns.

## **eBusiness 12.1 Upgrade: Three Easy Steps: Install 12.1, Startup 11i Database, Apply 12.1 Upgrade Patch**

- **Customized Help Files**
  - The help files in eBusiness 12 are in HTML format, making them easy to modify using a commercial Web browser/editor.
  - You cannot reapply previously customized help files to Release 12. Therefore, it is important that you save the pre-upgrade customized Help Files as a reference.
- **Legal Entity Configurator**
  - The Oracle Legal Entity Configurator is a new module in Release 12; populated with data that is migrated from a number of Release 11*i* sources.
  - (XLA.XLA\_Tables vs. APPS.XLA\_Tables)

## **eBusiness 12.1 Upgrade: Three Easy Steps: Install 12.1, Startup 11i Database, Apply 12.1 Upgrade Patch**

- **Cross-Product Functionality**
  - GRE/Legal Entity Migration to Legal Entities in Trading Community Architecture (XLE).
  - Upgrade Assumptions for Operating Units and Inventory Organizations.
  - Multiple Organizations (Multi-Org).

## **eBusiness 12.1 Upgrade: Three Easy Steps: Install 12.1, Startup 11i Database, Apply 12.1 Upgrade Patch**

- **Multiple Iterations of Testing and Sign-Off!**
  - preCRP
  - CRP1
  - CRP2
  - CRP3?
  - UAT or validation testing!
  - Production Transition
    - Refined activities weeks/days/hours leading up to go-live
    - Cut-over
  - Contingency/Restore/Recovery ... the Un-Thinkable !

# CRP Method



“

Using CRPs offers multiple iterations of testing, as well as opportunities to get the project team engaged and users involved by participating in testing.

”

## **eBusiness 12.1 Upgrade: Three Easy Steps: Install 12.1, Startup 11i Database, Apply 12.1 Upgrade Patch**



Final Comments

## References: Oracle My Support - [support.oracle.com](https://support.oracle.com)

That's a Wrap ...thank you!

Michael Barone, *michael.barone@oatcinc.com*

Cell 336.392.8048

Bill Dunham, *william.dunham@oatcinc.com*

Cell 919.280.5071

919.326.3962 Office